

Carilah kata tanpa gambar.









Find the word without the picture.





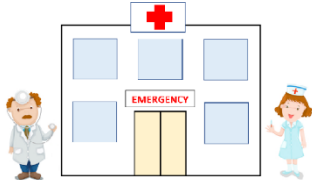



This game is designed to get students thinking in the target language. Instead of matching words with words the students match a word/phrase in the target language and match to a picture. That way, the students are not translating from one language to another but are thinking in the target language.









The following set of sheets is in Indonesian. However, the sheets can be changed quite easily to suit other languages.

Suggestions how to use the sheets.

- Print and place into a display book or students can access the sheets as a PDF using a shared drive. Great activity for early finishers.
- Print the sheets and place them around the room. Students move around the room as individuals/pairs/small groups. Make it a race to get them all or have a time-limit to see who can get the most correct answers. Students love this kind of kinesthetic activity which gets them out of their seats.
- Turn it into a race. You'll need a large open space for this activity. Divide the class into teams and print out enough sets of the cards so each group has a set. Then, lay the cards face down in a line about one meter apart. At one end of the line there is an 'expert' who has the correct answer. Students start at the other end of the line. Starting with the first card they decide which word is not represented by a picture and they write this word down. A member of the group runs to the 'expert' and shows the answer. If correct the group can start the next card. The game continues until one of the groups make it through all the cards. This is a fun way to get the students active and working together – and they'll want to do it again and again!

		
	#1	
		
sapi	bebek	Ikan emas
kuda	anjing	kucing
babi	tikus	burung

		
	#2	
		
pabrik	bioskop	taman kota
rumah sakit	gereja	stasiun
apotek	sekolah	kota

		
	#3	
		
rambutan	alpukat	anggur
apel	durian	pisang
jeruk manis	semangka	markisa









		
	#4	
		
bibir	gigi	rambut
kumis	mata	telinga
lidah	mulut	hidung

	#5	
ungu	abu-abu	jingga
biru	coklat	hijau
merah	kuning	merah muda



		
	#6	
		
menyisir rambut	makan siang	bekerja
mencuci piring	bangun	menggosok gigi
menyapu lantai	bercukur	mandi

		
	#7	
		
kentang goreng	kue	keju
nasi goreng	air putih	mentega
roti	permen	mi

		
	#8	
		
Di mana?	Siapa?	Bagaimana?
Berapa harganya?	Apa itu?	Kapan?
Siapa nama Anda?	Mengapa?	Apa?

		
	#9	
		
singa	harimau	gajah
landak	rusa	serigala
buaya	badak	beruang


		
	#10	
		
delapan belas	lima belas	tiga belas
sembilan	empat	delapan
enam	tujuh	sembilan belas

		
	#11	
		
cepat	rusak	pandai
gemuk	lambat	panjang
bodoh	kotor	keras

		
	#12	
		
kemeja	topi	rok
kaus kaki	sepatu	selendang
celana panjang	kebaya	celana pendek

		
	#13	
		
pengusaha	guru	hakim
jururawat	prajurit	petani
pelayan	mahasiswa	dokter gigi

		
	#14	
		
penghapus	tong sampah	penggaris
kotak pensil	tas	gunting
lem	papan tulis	penghapus

		
	#15	
		
teko	cangkir	garpu
sendok	gelas	pisau
mangkok	piring	meja makan

		
	#16	
		
dingin	takut	berani
panas	marah	senang
bingung	sedih	malu

Things are better with an app!

Although I still use these sheets from time to time, I found it time-consuming to check the students' answers. So, I turned it into an app!

The app – '**Hidden Pics**' is available on the App Store in Indonesian, Italian and Spanish. Users have 30 seconds to identify the missing picture. The app generates new puzzles introducing new vocabulary as the user advances.

Hidden Pics does not require wi-fi so it is ready to go straightaway and can be used anywhere on a Mac, iPad or iPhone.

Check out **Hidden Pics** on the App Store.



Hidden Pics Spanish

<https://itunes.apple.com/us/app/hidden-pics-spanish/id963751016?mt=8>

Hidden Pics Italian

<https://itunes.apple.com/au/app/hidden-pics-italian/id993071713?mt=8>

Hidden Pics Indonesian

<https://itunes.apple.com/au/app/hidden-pics-indonesian/id959322562?mt=8>



Hidden Pics Indonesian screenshot



Like Hidden Pics on Facebook.

<https://www.facebook.com/Hidden-Pics-637787859658465/>

Contact: hiddenpicsapp@gmail.com



Solutions

1. babi
2. stasiun
3. semangka
4. lidah
5. jingga
6. mandi
7. mi
8. kapan?
9. harimau
10. enam
11. panjang
12. rok
13. petani
14. penghapus
15. teko
16. takut