


Inspector Zak is on the case!

Mmm ... interesting. What do we have here? It looks like another reading comprehension. Remember, decoding a text is just like being a detective. First, you need to gather the evidence from the text, and then all you have to do is put all the clues together to make meaning. Now it's time to practise your skills again. Thinking caps on, follow me; it's this way to the crime scene!



LINKS TO:

Stage 2, Module 3

Learning Object 3: Make a flyer

PRIOR LEARNING:

Stage 2

Module 2 Work Sheet 7: *Zak and the mystery of the message*



Decoding a text

1

As good detectives we have already followed the five important steps to decoding texts:

1. Identify the text type.
2. Identify the themes.
3. Identify the purpose and audience of the text.
4. Identify the three main ideas.
5. Identify the words you need to decode.


In Module 2, Work Sheet 7, *Zak and the mystery of the message*

The school for me?

2

Read the text on the next page and then go to the exercises on page 3 and answer the questions.

All this talk about school got me wondering why Peter and Anna go to school and I don't. That just doesn't seem right! I wonder what this school is like. Is this the school for me?



Bekerja Sama Untuk Belajar

Home

Kurikulum

Fasilitas

Peta

Komunitas kami

Kegiatan ekstra kurikuler

Berita

Lagu sekolah

Pendaftaran

Kalender kegiatan

Galeri foto

Hubungi kami

Pesan dari kepala sekolah

Selamat Datang di Situs Web Resmi Sekolah Harapan Kita.

Bagi saya merupakan kehormatan yang besar untuk menjadi kepala sekolah di sekolah ini. Sekolah kami memiliki banyak sejarah dan tradisi.

Harta terbesar di sekolah kami adalah siswa-siswi kami yang sangat baik dan pandai juga guru yang luar biasa serta berdedikasi sangat tinggi.

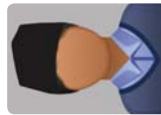
Semboyan sekolah kami adalah **'Bekerja Sama Untuk Belajar'**. Guru Konfusius yang terkenal pernah mengatakan,

Saya mendengar dan saya lupa

Saya melihat dan saya ingat

Saya lakukan dan saya mengerti (Konfusius 450 SM)

Kami sangat senang memperkenalkan sekolah kami kepada Anda dan menyambut siswa-siswi baru untuk menjadi bagian dari keluarga besar Sekolah Harapan Kita.



Drs Huduyuno M.Pd
Kepala Sekolah
Sekolah Harapan Kita

Berita Kafeteria

Senin 30 September

Kue lapis yang lezat untuk dijual!

Jangan lewatkan sebab nikmat sekali!

Catatan Musik

Selamat kepada semua siswa SMP dan SMA yang baru-baru ini berlomba di kompetisi orkestra antar-sekolah pada tanggal 20 September.

Saya senang mengumumkan bahwa kami memenangkan peringkat pertama.

Selamat kepada semua siswa, para guru dan orangtua yang telah berusaha.

Keberhasilan kalian membanggakan sekolah dan masyarakat kita.

CARI:

Peristiwa Terbaru 2012

- 28 September – Acara Dansa
- 30 September Festival Awal Musim Penghujan
- 5 Oktober Acara Makan Malam Bersama untuk Peringatan HUT Sekolah yang ke-100
- 5 Oktober Kompetisi Paduan Suara

Seragam band bekas yang berkondisi baik

Yang diinginkan: Jaket, rok, kemeja dan celana perempuan dan laki-laki untuk dijual. Butuh semua ukuran.

Jam buka: 07:30 s/d 08:15 (Senin, Rabu, Jumat)

Hubungi: Ibu Lena

0446 789 921

Siapkanlah sepatu dansamu!

Hari: Sabtu tanggal 28 September

Waktu: 18:45 s/d 22:30 WIB

Tempat: Aula sekolah

Ongkos: Rp.50.000,- per orang

Semua siswa tingkat SMP diundang

Exercise 1

Let's gather the evidence.

It's time to use all your knowledge and strategies to make sense of the text on the previous page. To help you out, we'll take you through all the steps you need.

1.1 Use the visual clues in the text to identify the text type.

Examine the layout, graphics, illustrations and any other design elements that may help you identify the text type.

1.1.1 What are the visual clues?

1.1.2 What is the text type?

1.2 Skim the text to find the themes.

Highlight in green any key words and familiar vocabulary.

What is the topic?

1.3 Determine the purpose and audience of the text.

Read through the text on the previous page and circle any words that indicate who the audience is for this text and its purpose.

1.4 Find the three main ideas.

Reread the text and underline the key message(s) of each section.

1.4.1

1.4.2

1.4.3

1.5 Highlight in pink any key words that stop you from understanding the main ideas.

What are the key words for decoding?

Exercise 2

Use the information gathered in Exercise 1 to answer the following questions:

2.1 What helped you work out the text type?

(continued on following page)

(continued from previous page)

2.2 Who do you think would read this text?

Give reasons to support your answer.

2.3 What did you do when you came across a word or phrase that you didn't know?

(continued on following page)

(continued from previous page)

2.4 Do you think it is important to recognise every word in the text?

Why? Why not?

Exercise 3

Read the text again and answer the questions.

3.1 When was this school established?

3.2 According to the website, what are the core values and beliefs of the school?

3.3 From your knowledge of schools in Indonesia, is this school typical of other schools in Indonesia?

Explain your answer.

(continued on following page)

(continued from previous page)

3.4 How is this school similar to or different from the school you attend?

Explain your answer using examples from the text.

3.5 Based on the information in the text, would you like to attend this school?

Why? Why not?

Use specific information from the text to support your answer.
