


Now that's funny

Peter and Anna are putting together a skit, but their Australian friend Kate can't see the funny side of their Indonesian jokes. Sometimes, humour that is based on true events can fall flat, which is why it's a good idea to mix in some other forms of humour so that everyone in your audience can still have a bit of a laugh!



LINKS TO:

Stage 3, Module 6
Learning Object 3: *A bit of a twist*

PRIOR LEARNING:

Stage 3

Module 6 Work Sheet 2: *What's so funny about that?*

Stage 2

Module 12 Work Sheet 1: *The daring adventures of fantastic Zak*

1 What a laugh

In Module 6, Learning Object 2, *What's so funny about that?* Ardi and Nina acted out a skit (*komedi pendek*) based on real events. They were creating humour, a vital element in most skits, by adding unexpected twists. The skit was introduced by Ella with the following words:

Selamat datang, pengunjung tua dan muda, ke Sirkus Satwa yang luar biasa ini! Lihat badut kami yang pintar sedang berjuggling. Menggelikan sekali! Siapa yang mau mencoba berjuggling dengan si pandir ini.

As you can see, Ella's introduction sets the scene for the skit and creates a humorous atmosphere.

In Learning Object 3, *A bit of a twist*, Kate was so impressed with how Ardi and Nina created humour based on Peter and Anna's experiences, she decided to try her own hand at turning real life events into comic performances.

To say something is funny, you can use the following expressions:

Lucu.
It's funny.

Terlalu lucu.
It's too funny.

Sangat lucu.
It's really funny.

Sangat lucu sekali.
It's extremely funny.

Lelucon yang bagus.
It's a good joke.

Membuatku tertawa setengah mati.
It makes you die laughing.

Aku tertawa setengah mati.
I'm laughing till I'm half dead.

To say that something is not funny, you could say:

Tidak lucu.
This is not funny.

Sama sekali tidak lucu.
This is not funny at all.

Ini sungguh tidak lucu.
This really isn't funny.

Tidak membuat aku tertawa.
It doesn't make me laugh.

Exercises


Exercise 1

In Stage 2, Module 1, Learning Object 1, *Rise and shine*, and Stage 2, Module 2, Learning Object 3, *Zak's revenge*, Peter and Zak were at the centre of some pretty awkward accidents, which the rest of the gang found hilarious.

Look at the screenshots below and add humorous dialogue in Indonesian to accompany the images.

1.1 Peter, Anna and their friends are on their way to school. Peter sees the face of a gorgeous billboard girl and trips.

Peter (thinks): _____




Peter (thinks): _____

(continued on following page)

Anna: _____

Nina: _____


Ella: _____




Peter: _____


Ardi: _____

Zak: _____

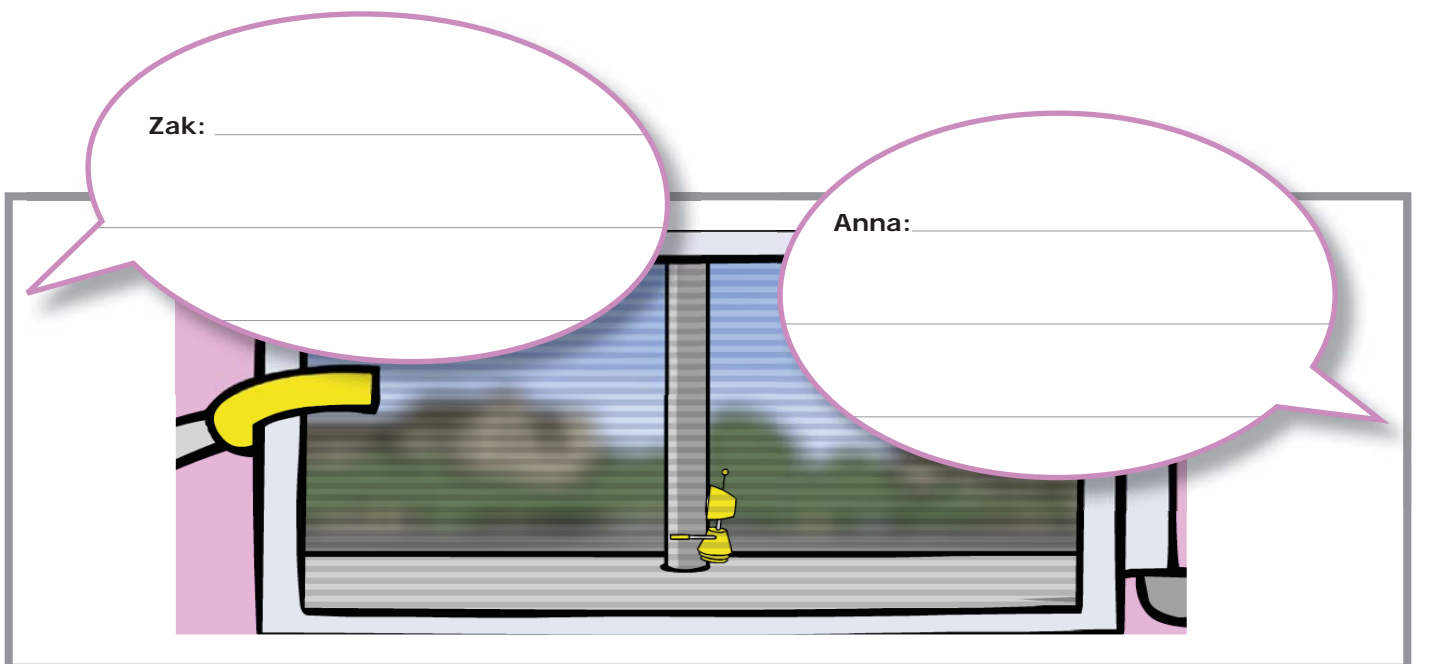
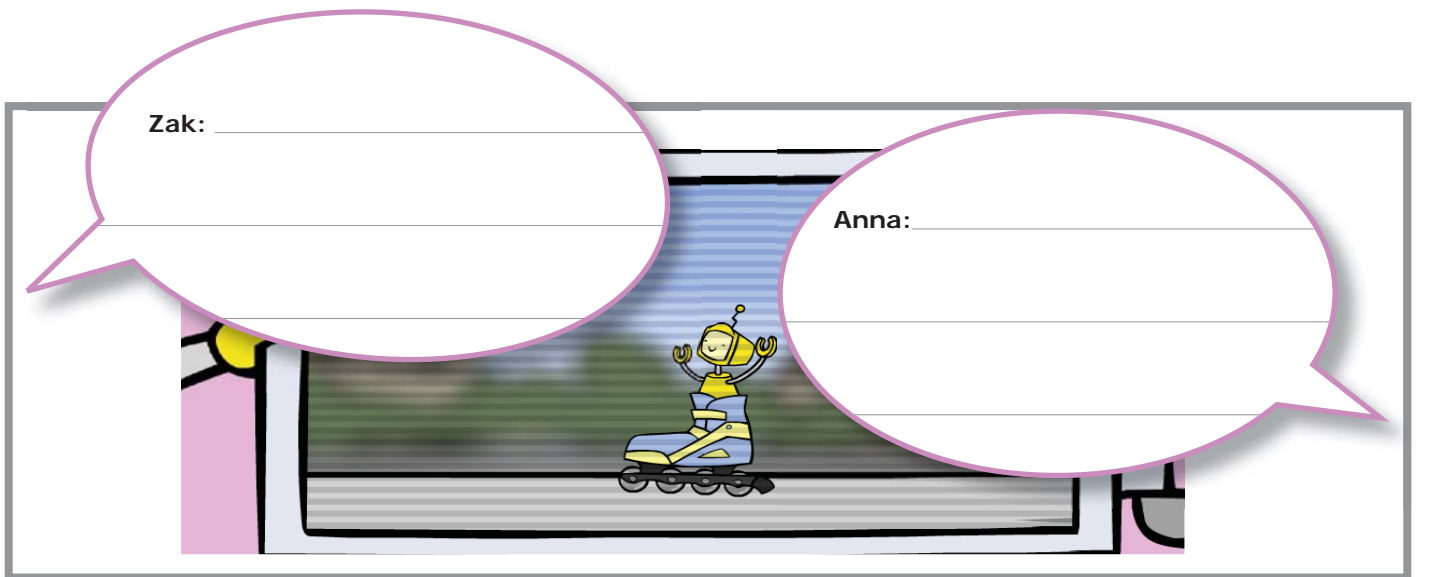


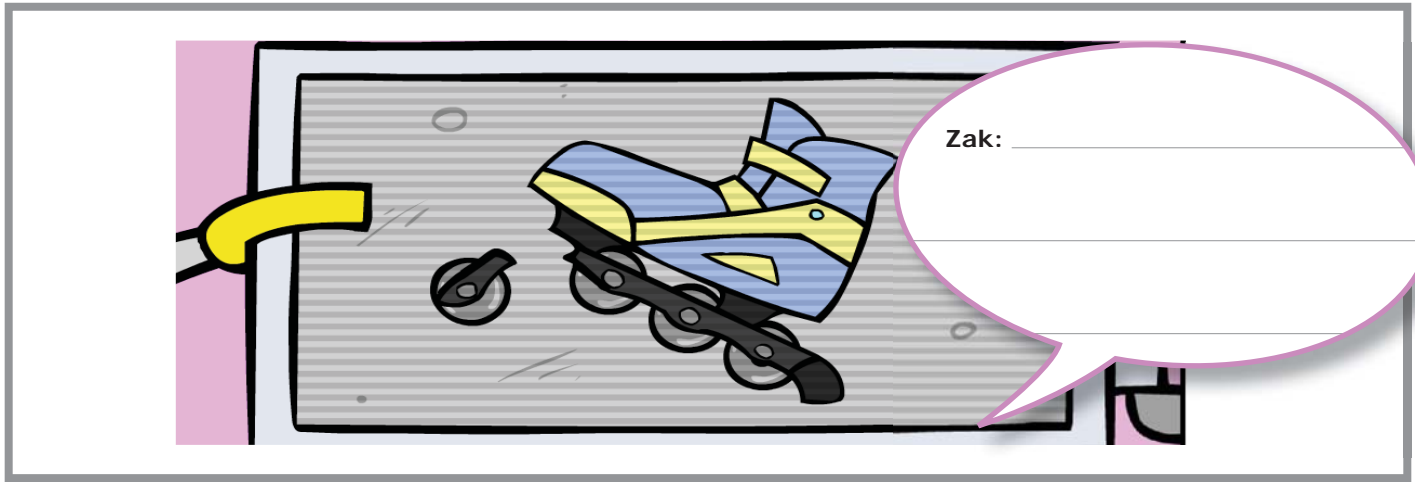

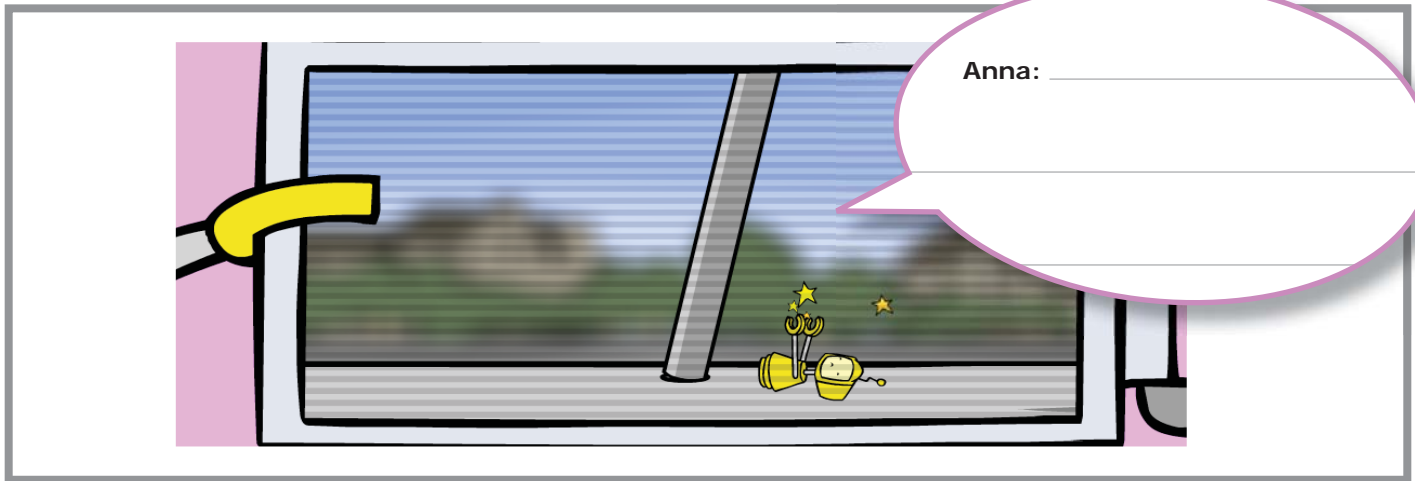

Peter: _____





1.2 Zak rides his rollerblade straight into a pole.






(continued on following page)

Anna: _____

Zak: _____

Exercise 2



I have been had so many adventures, and misadventures, since we moved to Jakarta.

I bet you've had lots of funny things happen around you as well. Have you ever written about it? Time to try your hand at writing a skit!

Write an account of something funny that happened to you in the past entitled *Sebuah cerita lucu*.

Write in *tulislah dalam*, the first person, and remember to use *dan jangan lupa memakai*, some direct speech.
