

Too big or not big enough?

Ukuran means 'size' when referring to shoes and clothing. To ask what size someone or something is, use the phrase **ukuran berapa**.

For example:

*Bajumu **ukuran berapa**?* What size is your shirt?

- As in many other countries, the size of shoes and clothing in Indonesia is given in numbers.
- However, you will also find clothing marked with English abbreviations such as 'S', 'M', 'L' or 'XL'. Indonesians do not use the English words for these abbreviations. Rather, they use the Indonesian pronunciation of the letters.

Size is also referred to by using the Indonesian words for 'small', 'medium' and 'large'.

- You already know that **kecil** means 'small' and **besar** means 'big' or 'large'.
- To say that someone or something is a 'medium' size, use **sedang**

For example:

*Kamu **ukuran berapa**?* What size are you?
*Saya **ukuran sedang**.* I'm 'Medium'.

RIGHT SIZE:

To say that something is the right size, use the word **pas** which means 'exact'.

For example:

*Ukuran celana ini **pas**.* These pants are the right size.

WRONG SIZE:

The words **terlalu** (too...) and **kurang** (not...enough) are used to express the degree to which something is too big, too small or not big enough.

For example:

*Topi ini **terlalu besar**.* This hat is too big.
*T-shirt ini **terlalu kecil**.* This T-shirt is too small.
*Sepatu ini **kurang besar**.* These shoes are not big enough.

Terlalu and kurang are also used in other contexts.

For example:

<i>terlalu manis</i>	too sweet
<i>kurang pedas</i>	not spicy enough
<i>terlalu panas</i>	too hot
<i>kurang tinggi</i>	not tall enough
<i>terlalu cepat</i>	too fast


Exercises



1.

Look at the people in the picture. Notice their body size in relation to each other.

Answer the questions from a) to e) in complete Indonesian sentences using *kecil*, *sedang*, or *besar*.



a) *Pak Smart ukuran berapa?*

Pak Smart ukuran _____

b) *Anna ukuran berapa?*

c) *Ibu Sugianto ukuran berapa?*

d) *Ibu Smart ukuran berapa?*

e) *Ardi ukuran berapa?*

Too big or not big enough?

2.

Each of the pictures below shows an item of clothing for sale marked with the size 'S', 'M', or 'L'.

Refer back to the picture of the people in Exercise 1. Read the statements that accompany the pictures below of different articles of clothing.

Now, write complete Indonesian sentences saying whether the item pictured is too big, too small, not big enough or the right size for each person. In your answers, use the word **untuk** which means 'for' when referring to people.

Example:



Statement: *Ibu Smart mau membeli T-shirt ini.*

Response: *T-shirt itu kurang besar untuk Ibu Smart.*

Or, *T-shirt itu terlalu kecil untuk Ibu Smart.*

a)


Pak Smart mau membeli topi ini.



Topi itu _____

b)

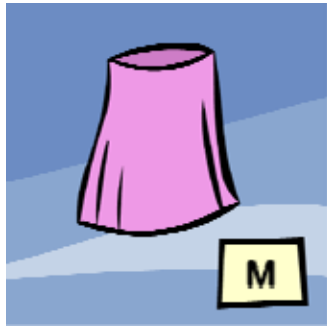
Anna mau membeli sepatu ini.



Sepatu itu _____

Too big or not big enough?

c)



Ibu Sugianto mau membeli rok ini.

d)



Peter mau membeli celana jins ini.

e)



Ibu Smart mau membeli kaos kaki ini.
