

# Verb Review

By now you have learnt a lot about *ber~* verbs built on nouns. As you know, these verbs are used to state what we have, what we wear, which language we speak, which place we come from, and to give the colour of our hair and eyes.

In this worksheet, you will revise *ber~* verbs built on nouns.

Before beginning the exercises, you might like to review previous worksheets that provide information about *ber~* verbs:

- Module 4, Worksheet 6
- Module 5, Worksheet 2
- Module 6, Worksheet 2 and Worksheet 5
- Module 8, Worksheet 3

## Exercises



### 1. Name, Age, Language:

Use words from the box to write in your personal details in complete Indonesian sentences on the lines provided. Be sure to add the *ber~* prefix where necessary.

There are two possible responses for a) and b). One is formed using a *ber~* verb. The other is formed using the possessive form. (See Module 2, Worksheet 1.)

<i>umur</i>	<i>nama</i>	<i>bahasa</i>	<i>asal</i>
<i>Indonesia</i>	<i>Inggris</i>	<i>Spanyol</i>	<i>Australia</i>

a) *Nama:* \_\_\_\_\_

Or, \_\_\_\_\_

b) *Umur:* \_\_\_\_\_

Or, \_\_\_\_\_

c) *Bahasa:* \_\_\_\_\_

d) *Negara Asal:* \_\_\_\_\_

2. In Module 6, Worksheet 5, you were introduced to this imaginary animal. You were also provided with three possible descriptions of it. Read them again.



- (i) *Binatang ini berasal dari Asia. Binatang ini makan bambu dan ikan. Dia berwarna hijau, putih, merah dan biru. Binatang ini berbatok besar dan berkaki dua. Dia berekor panjang yang berwarna merah dan hitam.*
- (ii) *Binatang ini berasal dari Asia. Dia berwarna hitam, putih, merah dan hijau. Binatang ini bertelinga kecil dan berhidung pendek. Binatang ini makan ikan dan roti.*

(iii) *Binatang ini berasal dari Asia. Dia berwarna hitam, merah, abu-abu, putih dan hijau. Binatang ini makan bambu, daun dan ranting. Kadang-kadang binatang ini makan tikus juga. Binatang ini bertelinga besar, berbelalai panjang dan berbatok besar.*

a) Without looking back at Module 6, identify the correct description.

Notice that a number of *ber~* verbs are used in the descriptions. However, you learnt in Module 8, Worksheet 3 that some *ber~* verbs can be replaced with *mempunyai*.

Once you have identified the correct description, do b) and c).

b) Cross out the *ber~* verbs that cannot be replaced with *mempunyai*.

c) For each remaining *ber~* verb, write a complete Indonesian sentence using *mempunyai* instead.

Example:

Description: *Binatang ini **bermata** kecil.*

Your answer: *Binatang ini **mempunyai** mata kecil.*

---

---

---

---

---

---

---




---

---

---

3. Use *ber-* verbs to write as many sentences as you can to describe the appearance of each of the three people below.

Then, decide which person you consider the odd one out. You have more than one option. Your choice depends on which aspect of the person's appearance you consider different from the others.



a)

---

---

---

---

---

---

---

---

b)

---

---

---

---

---

---

---

---

c)

---

---

---

---

---

---

---

d) Now write one Indonesian sentence saying why the person you chose is the odd one out. Use *tidak* in your sentence.

---

---

---

---

4. In Module 8, Worksheet 3, you learnt that you can use the verbs *mempunyai* and *memakai* in certain situations instead of a *ber~* verb.


Review Module 8, Worksheet 3. Then, write as many sentences as you can describing the appearance of each of the people below.

Where appropriate, use *memakai* or *mempunyai* instead of a *ber~* verb. Remember, not all *ber~* verbs can be replaced with *mempunyai* or *memakai*.


a)



b)



c)



# Verb Review

a)

---

---

---

---

---

---

---

---

b)

---

---

---

---

---

---

---

---

c)

---

---

---

---

---

---

---

---