

Stating your nationality

There are two ways of stating your nationality in Indonesian.

You can say:

Saya dari Indonesia. I am from Indonesia.

Saya orang Indonesia. I am Indonesian.

In most conversations, you would more likely be asked where you are from: *Anda dari Australia?* than a question about your nationality: *Anda orang Australia?*

So, the response you would most likely use is:

Saya dari Indonesia.

Exercises




1. Saying where you are from:

Write what each person would say about themselves using *dari* and *orang*.

Example:


Saya dari Australia.

Saya orang Australia.




a) *Saya* _____ *Jerman.*

b) *Saya orang* _____.



c) *Saya dari* _____.

d) *Saya* _____ *Cina.*



e) *Saya* _____ *Jepang*.

f) *Saya* _____.



g) *Saya* _____.

h) *Saya* _____.



2. Saying where others are from:

Do you still remember the new word you learned in Worksheet 3 which means 'he' or 'she'? Now use it to say where each of the following people are from.


Example:

Dia dari Jerman.




a) _____ *dari Indonesia*.

b) _____ *orang Indonesia*.



c) *Dia* _____.

d) _____ *orang* _____.



e) _____ *dari Jerman*.

f) _____.