


Negating with *tidak* and *bukan*


As you saw previously, there are two ways of making a negative sentence in Indonesian. You can use *tidak* or *bukan*.

Read the examples below and see when *tidak* is used and when *bukan* is used.


Nama saya Peter.
Saya dari Australia.
Saya tidak dari Jerman.



Nama saya Yuki Kitagawa.
Saya orang Jepang.
Saya bukan orang Cina.



Ini Pak Smart.
Dia bapak Peter.
Dia bukan bapak Erwin.



Ini soto ayam, bukan gado-gado.
Saya suka soto ayam
Saya tidak suka gado-gado.



In the examples above, *tidak* is used to negate the verbs: *dari* and *suka*. *Bukan* is used to negate the nouns: *orang*, *bapak* and *gado-gado*.

So, the rule to remember is that ***tidak* is used to negate verbs** and ***bukan* is used to negate nouns**. You will learn about negating other kinds of words later on.

Exercises




1. A friend in your Indonesian class has completed the following worksheet for homework and would like you to check it.

If the student's response in bold type is correct, put a tick in the box.

If there is a mistake, cross it out and write the correct response underneath.

For example:

	Apakah ini Anna Smart? Tidak , itu tidak Anna Smart. Bukan, itu bukan Anna Smart	<input type="checkbox"/>
---	--	--------------------------



Year 8 Indonesian: Term 1

Homework

Answer the following questions using *ya*, *tidak* or *bukan*.

- a)  Apakah ini Anna Smart?
Ya, itu Anna Smart.
- b)  Apakah ini Yuki Kitagawa?
Bukan, itu bukan Yuki Kitagawa.
- c)  Apakah Peter dari Jerman?
Bukan, Peter bukan dari Jerman. Peter dari Australia.
- d)  Apakah ini koper?
Tidak, itu tidak koper. Itu ransel.

Negating with *tidak* and *bukan*

- e)  Apakah ini Gado-gado?
Ya, itu tidak, gado-gado. Itu soto ayam.
-
- f)  Apakah kamu suka gado-gado dan soto ayam?
Saya suka gado-gado, tetapi saya tidak suka soto ayam.
-

Negating with *tidak* and *bukan*



2. In this unit, you saw how to describe the colour of objects: *Koper saya merah*. Use the clues below to help you work out the colour of each person's suitcase.

Note that the suitcases here are not the same colour as they are in Learning Object 3: '*My Bag is Blue*', so you'll need to think carefully. Each person's suitcase must be a different colour.

You may need to make notes on a piece of paper and you'll need to use a process of elimination. To help you solve the puzzle, the first solution has been provided.

Clues:



Ini bukan koper Peter. Koper Peter tidak merah atau hijau.



Ini bukan koper Anna. Koper Anna tidak hitam atau biru.



Ini bukan koper Pak Smart. Koper Pak Smart tidak biru atau hijau.



Ini bukan koper Bu Smart. Koper Bu Smart tidak hijau atau hitam.

Negating with *tidak* and *bukan*

Suitcases:



a) Koper Peter hitam.



b) Koper Anna _____.



c) Koper Pak Smart _____.



d) Koper Bu Smart _____.