

Indicating location


In Indonesian, there are three prepositional phrases you can use to indicate the location of something or someone in relation to yourself.

They are:


- *di sini* here
- *di situ* there
- *di sana* over there

These phrases are formed by combining the preposition **di** (in) with one of the three pronouns which indicate place: **sini**, **situ**, or **sana**.

Read the dialogues below. Notice how *di sini*, *di situ*, and *di sana* are used to indicate location.



Di mana kuncimu? Where are your keys?
Kunciku ada di sini. My keys are here.



Topimu di mana? Where is your hat ?
Topiku ada di situ. My hat is there.




Monas di mana? Where is the National Monument?
Monas ada di sana. The National Monument is over there.

Notice the structure:

Subject + Possessive adjective	Verb 'to exist'	Prepositional phrase
<i>Topiku</i>	<i>ada</i>	<i>di situ.</i>


Indicating location

Other prepositional phrases can indicate specific positions such as 'on top of', 'under' and 'outside'. Read the dialogues below to see how these phrases are used.




*Kuncimu di mana?
Kunciku ada di atas meja.*

Where are your keys?
My keys are on the table.



*Topimu di mana?
Topiku ada di bawah meja.*

Where is your hat?
My hat is under the table.



*Bapakmu di mana?
Bapakku ada di luar.*

Where is your father?
My father is outside.

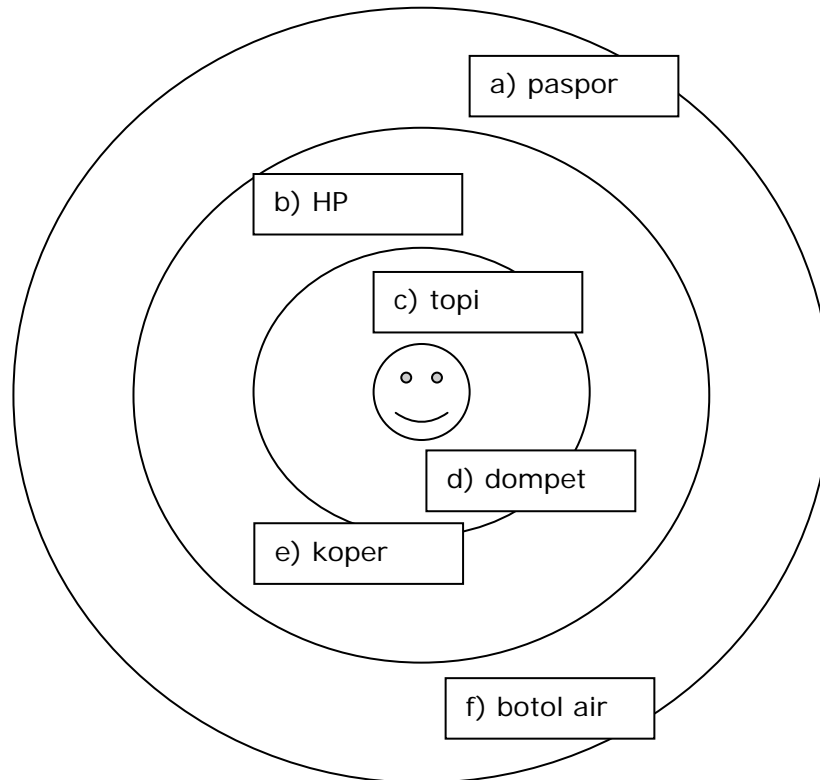
Exercises



1. Write sentences in Indonesian using the prepositional phrases **di sini** (here), **di situ** (there) and **di sana** (over there) to describe the location of the items in the diagram below. The smiley face represents you and the concentric circles indicate the distance the items are from you.

Example:

Tasku ada di situ.



Indicating location



2. When learning another language we often have to try and deduce (work out) the meaning of new words from the context or the situation.

Look at the pictures below and deduce the meaning of the phrases in bold. Write what you think they mean on the lines provided.

Example:



Topiku ada **di atas meja**. on top of the table

a)



Topiku ada **di samping ransel**.

b)



Topiku ada **di belakang ransel**.

c)



Topiku ada **di depan ransel**.

d)



Anna ada **di dalam**.


Indicating location



3. Now look at these pictures. Imagine you are asking each person where their lost item is. What will they say in reply?


Use the prepositional phrases you have learnt so far to write your answers.

Example:




Topimu di mana, Peter?
Topiku ada di atas meja.

a)




HPmu di mana Anna?

b)



Dompot Pak Smart di mana?

c)




Paspormu di mana, Peter?

d)



Botol airmu di mana, Anna?

e)



Kucingmu di mana, Peter?

Indicating location

f)



Tas Ibu di mana?

Vocabulary:

kucing a cat

lemari a wardrobe

kursi a chair