

Describing family members

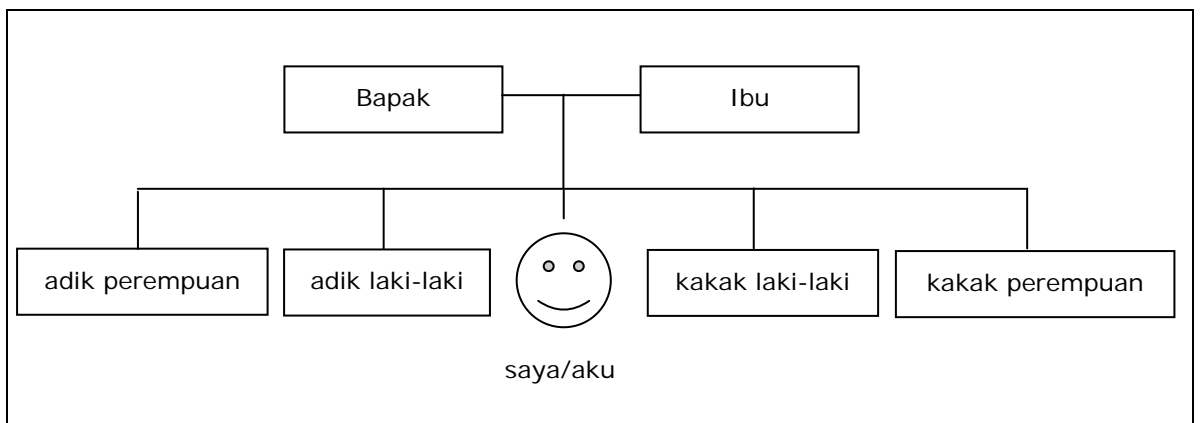
In Indonesian, the ways of referring to older and younger brothers and sisters are different from English.

First, you need to know the following words:

<i>kakak</i>	older sibling
<i>adik</i>	younger sibling
<i>laki-laki</i>	male
<i>perempuan</i>	female

Then, you need to put the appropriate terms together:

<i>kakak laki-laki</i>	older brother
<i>kakak perempuan</i>	older sister
<i>adik laki-laki</i>	younger brother
<i>adik perempuan</i>	younger sister



Exercises



1. Draw your family tree and label it using the same structure as on Page 1.

Describing family members





2. Put a photo or drawing of your family members in the frames below. Then, write a short description of them in Indonesian. Include information such as their name, age, nationality, likes and dislikes. Write in complete sentences.


Example:



*Ini adik laki-laki saya.
Dia bernama John.
John berumur tujuh tahun.
Dia orang Australia.
John suka bermain sepak bola dan bersepeda.
Dia tidak suka bermain tenis.*







Describing family members

