

What do kangaroos eat?

When talking about eating and drinking in Indonesian, we use the verbs ***makan*** (to eat) and ***minum*** (to drink).

These two verbs actually belong to a group of verbs that take the *meN~* prefix which you were introduced to in Module 4. (You will learn more about *meN~* verbs later on.)

However, because *makan* and *minum* are used very frequently in daily Indonesian, it has become acceptable to use them without the *meN~* prefix, even in quite formal situations.

In Learning Object 2 'At the zoo', *makan* and *minum* are used to refer to actions in general such as asking about and stating facts.

For example:

Kanguru makan apa?

What do kangaroos eat?

Kanguru makan rumput.

Kangaroos eat grass.

Gajah minum apa?

What do elephants drink?

Gajah minum air?

Elephants drink water.

Exercises







1. Watch online Learning Object 2 'At the zoo' again. Then look at the animals in these pictures and read the descriptions underneath.

Identify each animal by writing the letter of the description AND the Indonesian name of each one on the line provided.

Example:



f) Panda



-
- a) *Binatang ini berasal dari Asia dan makan binatang kecil dan besar.*
- b) *Binatang ini berasal dari Australia dan makan rumput.*
- c) *Binatang ini berasal dari Antarktika dan makan ikan.*
- d) *Binatang ini berasal dari Afrika dan makan daun dan ranting.*
- e) *Binatang ini berasal dari Amerika Selatan dan makan serangga.*
- f) *Binatang ini berasal dari Asia dan makan bambu.*

What do kangaroos eat?



2. Look at the groups of three pictures on this page and Page 4. Try to work out which picture does not belong in each group. Put a cross in the box under the picture that does not belong.

Then:

- Write two sentences stating what two of the pictures have in common.
- Write one sentence stating what one of the pictures does not have in common with the other two. Use *tidak* in your answer.
- Write a fourth sentence stating either what each person or animal in the picture eats or what their country of origin is.

You will need to think carefully about whether the common element is food or place of origin.

Use the vocabulary in the box to help you choose elements that the people or animals may or may not have in common. Not all of the items are relevant, so think carefully! Refer to the vocabulary list on Page 4 for help.

<i>roti</i>	<i>Asia</i>	<i>ikan</i>	<i>bambu</i>	<i>menonton tv</i>
<i>Eropa</i>	<i>nasi</i>	<i>susu</i>	<i>sepak bola</i>	<i>Australia</i> <i>daun</i>

Example:



Pinguin



Panda ✕



Anjing Laut

- i) *Pinguin makan ikan.*
- ii) *Anjing laut makan ikan.*
- iii) *Panda **tidak** makan ikan.*
- iv) *Panda makan bambu.*

a)



**Yuki
Kitagawa**



Panda



Kanguru


- i) _____
- ii) _____
- iii) _____
- iv) _____

What do kangaroos eat?


b)



Anna Smart



Koala



Peter Smart

i) _____

ii) _____

iii) _____

iv) _____



3. Rearrange the words in all the sentences of the dialogue below. You will need to add capitals and other appropriate punctuation.

Peter: *anna lihat gorila ada*

Anna: *sekali besar!*

Peter: *dari berasal gorila mana*

Anna: *afrika dari berasal gorila.*

Peter: *gorila apa makan*

Anna: *gorila buah-buahan makan*

Vocabulary:

- roti* bread
- ikan* fish
- susu* milk
- daun* leaf / leaves