

Describing appearances

In Module 6, Worksheet 5, you learnt how to use the '**ber~ + noun**' structure to describe the physical features of animals.

For example:

*Gajah **berwarna** abu-abu.*

Elephants are grey.

*Koala **bermata** coklat.*

Koalas have brown eyes.

*Unta **berkaki** panjang*

Camels have long legs.

- In this worksheet you will learn how to use the '**ber~ + noun**' structure to describe the physical features of people and the clothes they are wearing.
- You will also learn two *meN~* verbs used to describe appearances.


DESCRIBING THE COLOUR OF SOMETHING:

Read the first example again from Module 6:

*Gajah **berwarna** abu-abu.*


Elephants are grey.

Now compare it with these two examples:



*Mata Zak **berwarna** biru.*

Zak's eyes are blue.



*Baju orang ini **berwarna** putih.*

This person's T-shirt is white.

Notice that in all three examples the structure is:

Subject	Verb (ber~ + noun)	Adjective
<i>Gajah</i>	<i>berwarna</i>	<i>abu-abu.</i>
<i>Mata Zak</i>	<i>berwarna</i>	<i>biru.</i>
<i>Baju orang ini</i>	<i>berwarna</i>	<i>putih.</i>

Describing appearances

SAYING WHAT SOMEONE HAS:

- using the '**ber~ + noun**' structure

Read the second and third examples from Module 6 again:


*Koala **bermata** cokelat.*

Koalas have brown eyes.

*Unta **berkaki** panjang*

Camels have long legs.

Now compare them with these two examples:



*Orang ini **berambut** cokelat.*

This person has brown hair.

*Dia **berambut** pendek.*

He has short hair.

Notice that in all four examples the structure is:

Subject	Verb (ber~ + noun)	Adjective
<i>Koala</i>	<i>bermata</i>	<i>cokelat.</i>
<i>Unta</i>	<i>berkaki</i>	<i>panjang.</i>
<i>Orang ini</i>	<i>berambut</i>	<i>cokelat.</i>
<i>Dia</i>	<i>berambut</i>	<i>pendek.</i>

- using **mempunyai**

The verb *mempunyai* (have / has) followed by the noun is also used to describe appearances.

Read these examples:

*Koala **mempunyai** mata cokelat.*

Koalas have brown eyes.

*Unta **mempunyai** kaki panjang.*

Camels have long legs.

*Orang ini **mempunyai** rambut cokelat.*

This person has brown hair.

*Dia **mempunyai** rambut pendek.*

He has short hair.

Notice this time that the structure is:

Subject	Verb	Object
<i>Koala</i>	<i>mempunyai</i>	<i>mata cokelat.</i>
<i>Unta</i>	<i>mempunyai</i>	<i>kaki panjang.</i>
<i>Orang ini</i>	<i>mempunyai</i>	<i>rambut cokelat.</i>
<i>Dia</i>	<i>mempunyai</i>	<i>rambut pendek.</i>

NOTE:

There are no rules about when to use the 'prefix *ber~ + noun*' structure or *mempunyai*. They are interchangeable. You have the choice.



SAYING WHAT SOMEONE IS WEARING:

- using the '**ber~ + noun**' structure

You can use the '**ber~ + noun**' structure to say what someone is wearing.

For example:



*Orang ini **berkacamata**.*

This person is wearing glasses.

*Dia **berbaju** putih.*

He is wearing a white T-shirt.

*Dia **bercelana** biru juga.*

He is also wearing blue jeans.

- using **memakai**

You can also use the verb *memakai* (to wear / to use) followed by the noun to say what someone is wearing.

For example:



*Orang ini **memakai** kacamata.*

This person is wearing glasses.

*Dia **memakai** baju putih.*

He is wearing a white T-shirt.

*Dia **memakai** celana biru juga.*

He is also wearing blue jeans.

NOTE:

Once again, there are no rules about when to use the 'prefix *ber~ + noun*' structure or *memakai*. They are interchangeable. You have the choice.




Exercises




1. Look at the pictures of these boys and read the sentences below that describe each of them.


Then match each picture with its correct description. Write the letter corresponding to the description on the line provided.













- a) *Rambut orang ini berwarna coklat. Orang ini berkacamata dan bajunya berwarna merah dan abu-abu.*
- b) *Orang ini berkacamata dan berambut pendek. Celananya berwarna coklat.*
- c) *Orang ini berambut panjang. Bajunya berwarna kuning dan coklat. Orang ini berkacamata.*
- d) *Orang ini berambut panjang. Rambutnya berwarna pirang. Dia memakai baju hijau dan celana hitam.*
- e) *Baju orang ini berwarna merah. Dia berambut pendek dan tidak memakai kacamata.*
- f) *Orang ini berkacamata dan berambut panjang. Celananya berwarna coklat.*


Describing appearances



2. Look at the pictures of the people below and read the sentences that describe each of them. Decide if each description is accurate. If it is, put a tick in the box. If it isn't, put a cross and write a complete, correct description on the lines provided.



- a) *Anak ini berambut pendek. Rambut dia berwarna coklat. Anak ini memakai baju biru.*



- b) *Anak ini berbaju merah. Rambut dia berwarna coklat. Dia bermata biru.*



- c) *Orang ini berambut panjang. Rambut dia berwarna merah. Orang ini memakai baju kuning.*



- d) *Orang ini berambut panjang. Rambut dia berwarna hitam. Orang ini memakai baju hijau.*



- e) *Anak ini berambut pendek. Rambut dia berwarna coklat. Anak ini memakai baju biru.*
